

# EXCELLENCE

IN FABRICATING COPPER TUBES

# WHY COPPER TUBE?


Strong, long lasting, copper tube is the leading choice of modern contractors for plumbing, heating and cooling installations in all kinds of residential and commercial buildings. The primary reasons for this are:

- 1. Copper is economical.** The combination of easy handling, forming and joining permits savings in installation time, material and overall costs. Long-term performance and reliability mean fewer callbacks, and that makes copper the ideal, cost-effective tubing material.
- 2. Copper is lightweight.** Copper tube does not require the heavy thickness of ferrous or threaded pipe of the same internal diameter. This means copper costs less to transport, handles more easily and, when installed, takes less space.
- 3. Copper is formable.** Because copper tube can be bent and formed, it is frequently possible to eliminate elbows and joints. Smooth bends permit the tube to follow contours and corners of almost any angle. With soft temper tube, particularly when used for renovation or modernization projects, much less wall and ceiling space is needed.
- 4. Copper is easy to join.** Copper tube can be joined with capillary fittings. These fittings save material and make smooth, neat, strong and leak-proof joints. No extra thickness or weight is necessary to compensate for material removed by threading.
- 5. Copper is safe.** Copper tube will not burn or support combustion or decompose to toxic gases. Therefore, it will not carry fire through floors, walls and ceilings. Volatile organic compounds are not required for installation.
- 6. Copper is dependable.** Copper tube is manufactured to well-defined composition standards and marked with permanent identification so you know exactly what it is and who made it. It is accepted by virtually every plumbing code.
- 7. Copper is long-lasting.** It has excellent resistance to corrosion and scaling, high mechanical strength, high-temperature resistance and lifetime resistance to UV degradation. Copper assures long, trouble-free service, which translates to satisfied customers and systems that last.
- 8. Copper is 100% recyclable.** Copper stands alone as an engineering material that can be recycled over and over without degradation in content or properties. This combined with copper's proven durability means that no copper used in a building today needs to enter a landfill later.


## VARIOUS APPLICATIONS

- Water Distribution Systems
- Drainage and Vent Systems
- Heat Exchangers
- Floor Heating and Solar Heating Systems
- Fuel Oil, L.P. and Natural Gas Systems
- Air-Conditioning and Refrigeration Systems
- Ground Source Heat Pump Systems
- Fire Sprinkler Systems
- Compressed Air Systems

## WHY SARKUYSAN TUBES?



- High performance products thanks to good formability
  - Usage of high quality copper billets made of A-Grade copper cathodes
  - Mother tube production by high ratio extrusion
  - Fine grained micro-structure by special quenching system
  - The most advanced annealing technology and homogeneous microstructure
- Compliance with international standards
- 100% quality control and delivery with test certificates
- Continuous product improvement in close co-operation with the customers in accordance with intended use and purpose





# STRAIGHT COPPER TUBE

**Material** Cu-DHP (C 12 200 / SF-Cu)  
**Chemical Composition** Min. 99.90% Cu, 0.015%-0.040 P  
**Standards** ASTM B280, ASTM B88, EN 1057, EN 12735, EN 12449

STRAIGHT COPPER TUBE SIZES											
Outside Diameter		Wall Thickness				Unit Weight				Length	
(in)	(mm)	MIN		MAX		MIN		MAX		(ft)	(m)
		(in)	(mm)	(in)	(mm)	(lb/ft)	(kg/m)	(lb/ft)	(kg/m)		
3/16"	4.76	0.012	0.30	0.039	1.00	0.025	0.037	0.070	0.105	6.0 - 20.0	2.0 - 6.0
0.196	5.00	0.012	0.30	0.039	1.00	0.026	0.039	0.075	0.112	-	-
0.236	6.00	0.012	0.30	0.039	1.00	0.032	0.048	0.094	0.140	6.0 - 20.0	2.0 - 6.0
1/4"	6.35	0.012	0.30	0.039	1.00	0.034	0.051	0.101	0.150	6.0 - 20.0	2.0 - 6.0
0.276	7.00	0.016	0.40	0.039	1.00	0.050	0.074	0.113	0.168	-	-
5/16"	7.93	0.012	0.30	0.039	1.00	0.043	0.064	0.130	0.194	6.0 - 20.0	2.0 - 6.0
0.315	8.00	0.016	0.40	0.039	1.00	0.057	0.085	0.131	0.196	6.0 - 20.0	2.0 - 6.0
3/8"	9.52	0.012	0.30	0.039	1.00	0.052	0.077	0.159	0.238	6.0 - 20.0	2.0 - 6.0
0.394	10.00	0.016	0.40	0.039	1.00	0.072	0.107	0.169	0.252	6.0 - 20.0	2.0 - 6.0
0.433	11.00	0.016	0.40	0.039	1.00	0.080	0.119	0.188	0.280	6.0 - 20.0	2.0 - 6.0
0.472	12.00	0.016	0.40	0.039	1.00	0.087	0.130	0.206	0.308	6.0 - 20.0	2.0 - 6.0
1/2"	12.70	0.014	0.35	0.039	1.00	0.081	0.121	0.219	0.327	6.0 - 20.0	2.0 - 6.0
0.512	13.00	0.016	0.40	0.039	1.00	0.094	0.141	0.225	0.336	6.0 - 20.0	2.0 - 6.0
0.531	13.50	0.016	0.40	0.039	1.00	0.098	0.147	0.235	0.350	6.0 - 20.0	2.0 - 6.0
0.551	14.00	0.016	0.40	0.039	1.00	0.102	0.152	0.243	0.363	6.0 - 20.0	2.0 - 6.0
0.591	15.00	0.016	0.40	0.039	1.00	0.109	0.163	0.262	0.391	6.0 - 20.0	2.0 - 6.0
5/8"	15.87	0.016	0.40	0.039	1.00	0.116	0.173	0.279	0.416	6.0 - 20.0	2.0 - 6.0
0.630	16.00	0.016	0.40	0.039	1.00	0.117	0.174	0.281	0.419	6.0 - 20.0	2.0 - 6.0
0.669	17.00	0.020	0.50	0.039	1.00	0.155	0.231	0.299	0.447	6.0 - 20.0	2.0 - 6.0
0.709	18.00	0.020	0.50	0.039	1.00	0.164	0.245	0.318	0.475	6.0 - 20.0	2.0 - 6.0
0.748	19.00	0.020	0.50	0.059	1.50	0.173	0.258	0.492	0.734	6.0 - 20.0	2.0 - 6.0
3/4"	19.05	0.020	0.50	0.059	1.50	0.174	0.259	0.493	0.736	6.0 - 20.0	2.0 - 6.0
0.787	20.00	0.039	1.00	0.059	1.50	0.356	0.531	0.520	0.776	6.0 - 20.0	2.0 - 6.0
0.866	22.00	0.039	1.00	0.059	1.50	0.393	0.587	0.576	0.860	6.0 - 20.0	2.0 - 6.0
7/8"	22.22	0.039	1.00	0.059	1.50	0.397	0.593	0.582	0.869	6.0 - 20.0	2.0 - 6.0
0.894	22.70	0.039	1.00	0.059	1.50	0.407	0.607	0.596	0.889	-	-
0.984	25.00	0.039	1.00	0.059	1.50	0.450	0.671	0.661	0.986	6.0 - 20.0	2.0 - 6.0
1"	25.40	0.039	1.00	0.059	1.50	0.457	0.682	0.671	1.002	6.0 - 20.0	2.0 - 6.0
1.102	28.00	0.039	1.00	0.059	1.50	0.506	0.755	0.744	1.111	6.0 - 20.0	2.0 - 6.0
1 1/8"	28.67	0.039	1.00	0.059	1.50	0.519	0.774	0.763	1.139	6.0 - 20.0	2.0 - 6.0
1.181	30.00	0.039	1.00	0.059	1.50	0.543	0.811	0.801	1.195	6.0 - 20.0	2.0 - 6.0
1 3/8"	34.92	0.039	1.00	0.059	1.50	0.635	0.948	0.939	1.402	6.0 - 20.0	2.6 - 6.0
1.378	35.00	0.039	1.00	0.059	1.50	0.637	0.951	0.941	1.405	6.0 - 20.0	2.0 - 6.0

**Note:** Please contact our Marketing Department for the sizes between  $\varnothing$  35 - 108 mm copper tubes and non listed sizes.






STRAIGHT COPPER TUBES (LARGE SIZES)						
Outer Diameter (mm)	Wall Thickness (mm)	Unit Weight (kg/m)		Outer Diameter (mm)	Wall Thickness (mm)	Unit Weight (kg/m)
35.00	0.90	0.858		64.00	1.80	3.130
35.00	1.00	0.951		64.00	2.00	3.467
35.00	1.20	1.134		64.00	4.10	6.867
35.00	1.30	1.225		64.00	4.40	7.332
35.00	1.40	1.315		66.00	1.90	3.405
35.00	1.50	1.405		76.00	2.00	4.138
42.00	0.90	1.034		76.00	2.10	4.339
42.00	1.00	1.146		76.10	2.50	5.145
42.00	1.20	1.369		76.10	2.80	5.738
42.00	1.40	1.589		80.00	2.00	4.362
42.00	2.00	2.237		80.00	2.30	4.997
42.00	2.20	2.448		89.00	2.00	4.865
54.00	1.00	1.482		92.00	2.30	5.768
54.00	1.20	1.772		104.70	2.80	7.977
54.00	1.40	2.059		105.00	2.30	6.604
54.00	1.50	2.202		105.00	2.50	7.165
54.00	2.00	2.908		108.00	2.30	6.797
54.00	3.30	4.678		108.00	2.50	7.374
54.00	3.70	5.204		108.00	4.50	13.022

## PACKING

Packing Type	DIMENSIONS (mm)				Net Weight (kg)	Tare (kg)
	A	B	C	E		
Wooden Case	350-500	200-500	100	2,500-6,300	500-1,000	40-180
Steel Container	580	400	140	5,200	700-1,100	203-255

Straight tubes are delivered in wooden cases, steel containers (returnable) or special of our customers.





# LWC COPPER TUBE

**Material** Cu-DHP (C 12 200 / SF-Cu)  
**Chemical Composition** Min. 99.90% Cu, 0.015%-0.040 P  
**Standards** ASTM B280, ASTM B88, EN 1057, EN 12735, EN 12449

LWC COPPER TUBE SIZES											
Outside Diameter		Wall Thickness				Unit Weight				Coil Weight	
(in)	(mm)	MIN		MAX		MIN		MAX		(lb)	(kg)
		(in)	(mm)	(in)	(mm)	(lb/ft)	(kg/m)	(lb/ft)	(kg/m)		
3/16"	4.76	0.012	0.30	0.039	1.00	0.025	0.037	0.070	0.105	200 - 330	90-150
0.196	5.00	0.012	0.30	0.039	1.00	0.026	0.039	0.075	0.112	200 - 330	90-150
0.236	6.00	0.012	0.30	0.039	1.00	0.032	0.048	0.094	0.140	200 - 330	90-150
1/4"	6.35	0.012	0.30	0.039	1.00	0.034	0.051	0.101	0.150	200 - 330	90-150
0.276	7.00	0.016	0.40	0.039	1.00	0.050	0.074	0.113	0.168	200 - 330	90-150
5/16"	7.93	0.012	0.30	0.039	1.00	0.043	0.064	0.130	0.194	200 - 330	90-150
0.315	8.00	0.016	0.40	0.039	1.00	0.057	0.085	0.131	0.196	200 - 330	90-150
3/8"	9.52	0.012	0.30	0.039	1.00	0.052	0.077	0.159	0.238	200 - 330	90-150
0.394	10.00	0.016	0.40	0.039	1.00	0.072	0.107	0.169	0.252	200 - 330	90-150
0.433	11.00	0.016	0.40	0.039	1.00	0.080	0.119	0.188	0.280	200 - 330	90-150
0.472	12.00	0.016	0.40	0.039	1.00	0.087	0.130	0.206	0.308	200 - 330	90-150
1/2"	12.70	0.014	0.35	0.039	1.00	0.081	0.121	0.219	0.327	200 - 330	90-150
0.512	13.00	0.016	0.40	0.039	1.00	0.094	0.141	0.225	0.336	200 - 330	90-150
0.531	13.50	0.016	0.40	0.039	1.00	0.098	0.147	0.235	0.350	200 - 330	90-150
0.551	14.00	0.016	0.40	0.039	1.00	0.102	0.152	0.243	0.363	200 - 330	90-150
0.591	15.00	0.016	0.40	0.039	1.00	0.109	0.163	0.262	0.391	200 - 330	90-150
5/8"	15.87	0.016	0.40	0.039	1.00	0.116	0.173	0.279	0.416	200 - 330	90-150
0.630	16.00	0.016	0.40	0.039	1.00	0.117	0.174	0.281	0.419	200 - 330	90-150
0.669	17.00	0.020	0.50	0.039	1.00	0.155	0.231	0.299	0.447	300 - 340	140-155
0.709	18.00	0.020	0.50	0.039	1.00	0.164	0.245	0.318	0.475	300 - 340	140-155
0.748	19.00	0.020	0.50	0.059	1.50	0.173	0.258	0.492	0.734	300 - 340	140-155
3/4"	19.05	0.020	0.50	0.059	1.50	0.174	0.259	0.493	0.736	300 - 340	140-155
0.787	20.00	0.039	1.00	0.059	1.50	0.356	0.531	0.520	0.776	300 - 340	140-155
0.866	22.00	0.039	1.00	0.059	1.50	0.393	0.587	0.576	0.860	300 - 340	140-155
7/8"	22.22	0.039	1.00	0.059	1.50	0.397	0.593	0.582	0.869	300 - 340	140-155
0.894	22.70	0.039	1.00	0.059	1.50	0.407	0.607	0.596	0.889	300 - 340	140-155
0.984	25.00	0.039	1.00	0.059	1.50	0.450	0.671	0.661	0.986	-	-
1"	25.40	0.039	1.00	0.059	1.50	0.457	0.682	0.671	1.002	-	-
1.102	28.00	0.039	1.00	0.059	1.50	0.506	0.755	0.744	1.111	-	-
1 1/8"	28.67	0.039	1.00	0.059	1.50	0.519	0.774	0.763	1.139	-	-
1.181	30.00	0.039	1.00	0.059	1.50	0.543	0.811	0.801	1.195	-	-
1 3/8"	34.92	0.039	1.00	0.059	1.50	0.635	0.948	0.939	1.402	-	-
1.378	35.00	0.039	1.00	0.059	1.50	0.637	0.951	0.941	1.405	-	-





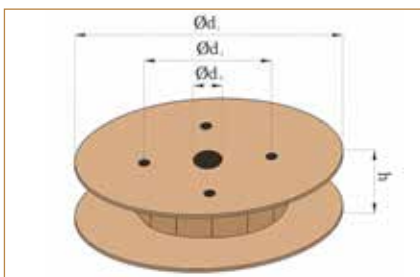
## PACKING

WOODEN PALLETS DIMENSIONS (mm)										
LWC (without Spool)	LWC Coil Dimensions (mm)			Wooden Pallet Dimensions (mm)			# of Coil	Coil Weight (kg)	Net Weight (kg)	Tare of Spool (kg)
	Outer Diameter	Inner Diameter	Height	Width	Depth	Height				
On Wooden Pallet	1,150	610	200-300	940-1,050-1,100-1,150-1,170	940-1,050-1,100-1,150-1,170	110	3-7	100-150	375-1,050	20-35

3 or 7 LWCs are placed on wooden pallets as stacked position, strapped and stretched.

Spool Type	Spool Dimensions (mm)				# of Coil	Coil Weight (kg)	Tare of Spool (kg)
	Flange Diameter (d1)	Bore Diameter (d3)	Height of Coil (h)	Inner Diameter of Coil (d2)			
Carton	1,070-1,150	130	195-240-280	600	3-7	100-150	6-7
Wooden	1,070-1,170	130	260-280	600	3-6	100-150	16-18


LWCs are placed on wooden pallets after inserting carton or wooden spool, strapped and stretched.



# PANCAKE COPPER TUBE

**Material** Cu-DHP (C 12 200 / SF-Cu)  
**Chemical Composition** Min. 99.90% Cu, 0.015%-0.040 P  
**Standards** ASTM B280, ASTM B88, EN 1057, EN 12735, EN 12449

PANCAKE COPPER TUBE DIMENSIONS											
Outside Diameter		Wall Thickness				Unit Weight				Length	
(in)	(mm)	MIN		MAX		MIN		MAX		(ft)	(m)
		(in)	(mm)	(in)	(mm)	(lb/ft)	(kg/m)	(lb/ft)	(kg/m)		
3/16"	4.76	0.012	0.30	0.039	1.00	0.025	0.037	0.070	0.105	50 - 328	15-100
0.196	5.00	0.012	0.30	0.039	1.00	0.026	0.039	0.075	0.112	-	-
0.236	6.00	0.012	0.30	0.039	1.00	0.032	0.048	0.094	0.140	50 - 328	15-100
1/4"	6.35	0.012	0.30	0.039	1.00	0.034	0.051	0.101	0.150	50 - 328	15-100
0.276	7.00	0.016	0.40	0.039	1.00	0.050	0.074	0.113	0.168	-	-
5/16"	7.93	0.012	0.30	0.039	1.00	0.043	0.064	0.130	0.194	50 - 328	15-100
0.315	8.00	0.016	0.40	0.039	1.00	0.057	0.085	0.131	0.196	50 - 328	15-100
3/8"	9.52	0.012	0.30	0.039	1.00	0.052	0.077	0.159	0.238	50 - 328	15-100
0.394	10.00	0.016	0.40	0.039	1.00	0.072	0.107	0.169	0.252	50 - 328	15-100
0.433	11.00	0.016	0.40	0.039	1.00	0.080	0.119	0.188	0.280	50 - 328	15-100
0.472	12.00	0.016	0.40	0.039	1.00	0.087	0.130	0.206	0.308	50 - 164	15-50
1/2"	12.70	0.014	0.35	0.039	1.00	0.081	0.121	0.219	0.327	50 - 164	15-50
0.512	13.00	0.016	0.40	0.039	1.00	0.094	0.141	0.225	0.336	50 - 164	15-50
0.531	13.50	0.016	0.40	0.039	1.00	0.098	0.147	0.235	0.350	50 - 164	15-50
0.551	14.00	0.016	0.40	0.039	1.00	0.102	0.152	0.243	0.363	50 - 164	15-50
0.591	15.00	0.016	0.40	0.039	1.00	0.109	0.163	0.262	0.391	50 - 164	15-50
5/8"	15.87	0.016	0.40	0.039	1.00	0.116	0.173	0.279	0.416	50 - 164	15-50
0.630	16.00	0.016	0.40	0.039	1.00	0.117	0.174	0.281	0.419	50 - 164	15-50
0.669	17.00	0.020	0.50	0.039	1.00	0.155	0.231	0.299	0.447	50 - 164	15-50
0.709	18.00	0.020	0.50	0.039	1.00	0.164	0.245	0.318	0.475	50 - 164	15-50
0.748	19.00	0.020	0.50	0.059	1.50	0.173	0.258	0.492	0.734	50 - 82	15-25
3/4"	19.05	0.020	0.50	0.059	1.50	0.174	0.259	0.493	0.736	50 - 82	15-25
0.787	20.00	0.039	1.00	0.059	1.50	0.356	0.531	0.520	0.776	50 - 82	15-25
0.866	22.00	0.039	1.00	0.059	1.50	0.393	0.587	0.576	0.860	50 - 82	15-25
7/8"	22.22	0.039	1.00	0.059	1.50	0.397	0.593	0.582	0.869	50 - 82	15-25
0.894	22.70	0.039	1.00	0.059	1.50	0.407	0.607	0.596	0.889	-	-
0.984	25.00	0.039	1.00	0.059	1.50	0.450	0.671	0.661	0.986	-	-
1"	25.40	0.039	1.00	0.059	1.50	0.457	0.682	0.671	1.002	-	-
1.102	28.00	0.039	1.00	0.059	1.50	0.506	0.755	0.744	1.111	-	-
1 1/8"	28.67	0.039	1.00	0.059	1.50	0.519	0.774	0.763	1.139	-	-
1.181	30.00	0.039	1.00	0.059	1.50	0.543	0.811	0.801	1.195	-	-
1 3/8"	34.92	0.039	1.00	0.059	1.50	0.635	0.948	0.939	1.402	-	-
1.378	35.00	0.039	1.00	0.059	1.50	0.637	0.951	0.941	1.405	-	-







## PACKING

Type of Box	CARTON BOX DIMENSIONS (mm)			# of Coil	Net Weight (kg/Box)	Tare of Box (kg)	Tube Size Range (mm)
	Width	Depth	Height				
525x565	525	565	15	6-12	15-40	0.95	Ø6.35-Ø12
700x730	700	730	15	2-5	16-46	1.40	>= Ø12

Length of tubes as pancake coils can be 15 -100 m according to customer requirement and placed into suitable carton box. Both ends of tubes are closed with plastic plugs.



# GROOVED COPPER TUBE


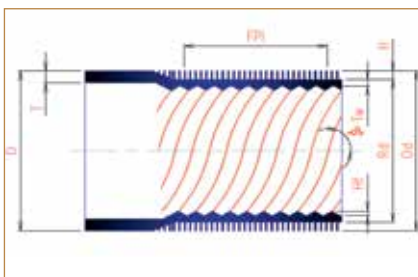
**Material** Cu-DHP (C 12 200 / SF-Cu)  
**Chemical Composition** Min. 99.90% Cu, 0.015%-0.040 P  
**Standards** ASTM B280, ASTM B88, EN 1057, EN 12735, EN 12449

## LOW FIN TUBE DIMENSIONS

Outer Diameter (D)	Wall Thickness (T)	Number of Fin per Inch HF (mm)	Outer Diameter (Dd)	Root Diameter (Dd)	Wall Thickness $\beta$ (°)	Fin Height (H)	# of Ridges (N)	Depth of Ridges (HFF)	Helix Angle $\beta$ (°)
19.05	1.42	40	18.9-19.05	16.8-16.85	0.8	1-1.1	13	0.5-0.6	45
15.88	1.24	19	15.8-15.9	14.25-14.28	0.7-0.8	0.7-0.8	36	0.45-0.5	35

## INNER GROOVED COPPER TUBE DIMENSIONS

Size	Outer Diameter OD (mm)	Bottom Wall Thickness Tw (mm)	Groove Depth HF (mm)	Groove Bottom Width W3 (mm)	Apex Angle $\alpha$ (°)	Helix Angle $\beta$ (°)	# of Grooves (N)
9.52x0.34	9.52+0.05 -0	0.28±0.02	0.15±0.02	0.25±0.05	40±10	18±2	60
9.52x0.36	9.52+0.05 -0	0.30±0.02	0.20±0.02	0.24±0.05	53±10	18±2	60
7.00x0.32	7.00+0.05 -0	0.27±0.02	0.15±0.02	0.14±0.05	50±3	18±2	65
7.00x0.30	7.00+0.05 -0	0.25±0.02	0.18±0.02	0.24±0.05	40±10	18±1	50



## PACKING

Please see page 3 for packing details of low fin tubes and see page 5 for packing details of inner grooved copper tubes.

# DIRECTORY



## Head Office

**Address** : Emek Mahallesi  
Aşıroğlu Caddesi No: 147  
41700 Darca - KOCAELİ  
**Phone** : (+90 262) 676 66 00 (20 lines)  
**Fax** : (+90 262) 676 66 80  
(+90 262) 676 66 81  
(+90 262) 676 66 88  
**E-mail** : marketing@sarkuysan.com  
**Latitude** : 40.79703934068372  
**Longitude** : 29.376786947250366

## Factory

**Address** : Beylikbaşı Mah. Çelikoğlu Cad. No: 155  
Gebze - KOCAELİ  
**Phone** : (+90 262) 653 26 04 (3 lines)  
(+90 262) 653 27 52 (7 lines)  
(+90262) 653 45 07 (4 lines)  
**Fax** : (+90 262) 653 55 12  
(+90 262) 653 27 59  
**E-mail** : plant@sarkuysan.com  
**Latitude** : 40.79812768486637  
**Longitude** : 29.37866449356079

## Sales Store

**Address** : Perpa İş Merkezi, A Blok  
7. ve 8. Kat, No: 733-735  
34350 Okmeydanı  
Şişli - İSTANBUL  
**Phone** : (+90 212) 222 45 96 (2 lines)  
**Fax** : (+90 212) 221 98 77  
**E-mail** : sksper@sarkuysan.com  
**Latitude** : 41.05982526804696  
**Longitude** : 28.970153331756592



## Branch

### Aegean Region Free Zone Branch

**Address** : Ege Serbest Bölgesi Nilüfer Sok.  
No: 19 Gaziemir - İZMİR  
**Phone** : (+90 232) 251 57 51  
(+90 232) 258 00 26  
**Fax** : (+90 232) 251 72 78  
**E-mail** : sksege@sarkuysan.com  
**Latitude** : 38.33472198306118  
**Longitude** : 27.12702512741089

## Representative Office

### SARKUYSAN S.P.A.

**Address** : Via Caracciolo 30 20155  
Milano - ITALIA  
**Phone** : (+39) 0234592237  
**Fax** : (+39) 0234592189  
**E-Mail** : italia@sarkuysan.com  
**Latitude** : 45.48805749706375  
**Longitude** : 9.15332794189453

